



*Stiffy-trolley*



■ MADE  
■ IN  
■ GERMANY

*Description*



for use as:

- EXTRAORDINARY STIFFNESS
  - EXTRAORDINARY CONVENIENCE
  - EXTRAORDINARY PRECISION
- ... just stiff and easy

*stiffy*®

*stiffy-trolley*

*Details*



■ MADE  
■ IN  
■ GERMANY

*stiffy*®

***stiffy-trolley******Specification***

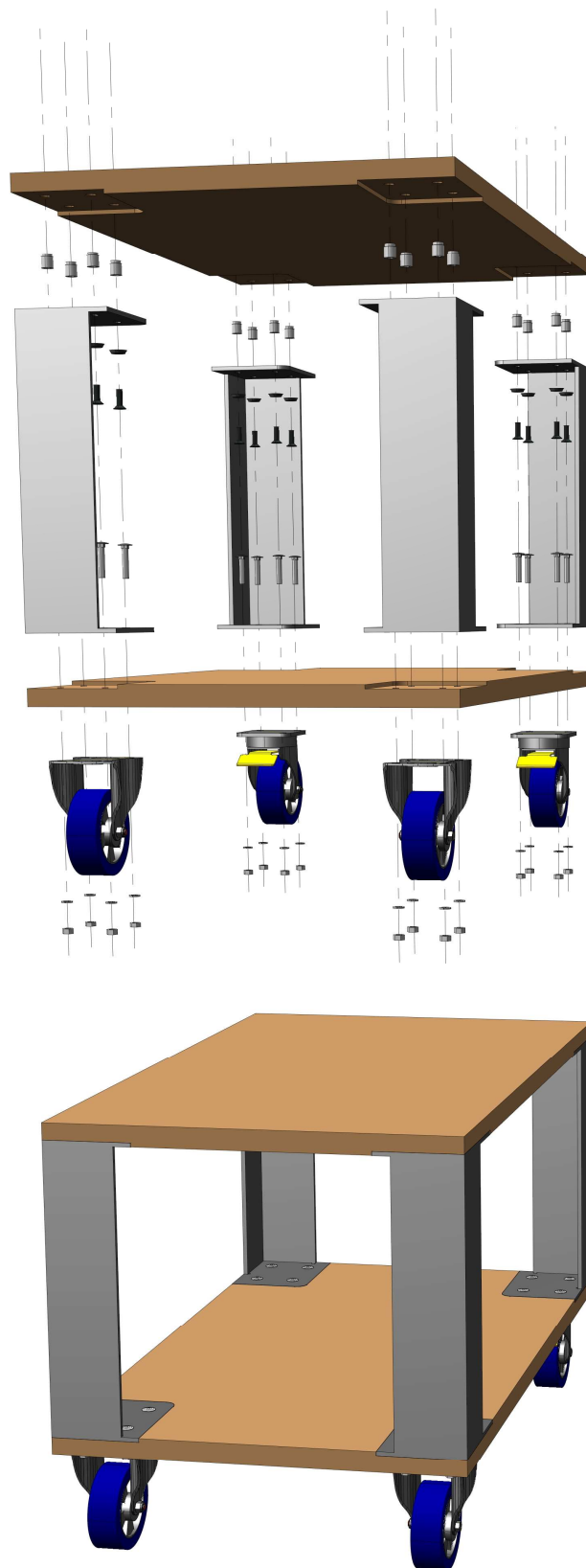
total length	1200 mm
total width	700 mm
total height	850 mm
height of desktops	255 and 850 mm
dynamic capacity	1000 kg
wheel-diameter	160 mm
wheel-funktion	two guided / two fixed
total weight	68 kg

***Materials***

construction	Aluminium, 8 mm
desktops	beech-plywood, 40 mm, Workbench-Quality
wheel material	Aluminium and Polyurethan
wheel-suspension	steel, zinc-plated
wheel-mount	ball-bearings
Screws	stainless steel

*stiffy-trolley*

*Assembly*



Workbench-beech  
Plywood, 40 mm

RAMPA, M10 Screw-insert

washer WS9255 (for M10)  
stainless

counter-sunk screw, M10  
ISO10642, stainless

Aluminium, Material 8,0 mm  
welded construction

carriage bolt, M10  
stainless

Workbench-beech  
Plywood 40 mm

guido roller, 160 mm  
(Fixed roller)

washer, stainless, (for M10)  
screw-nut, M10, stainless